


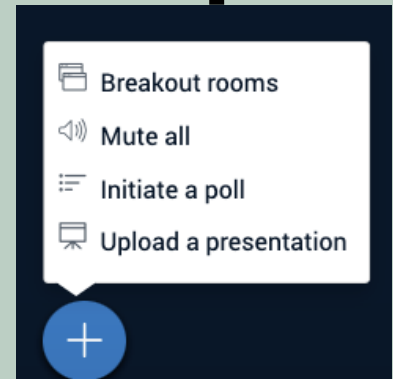
# Virtual Classroom D2L: Uploading a Presentation

## Step 1



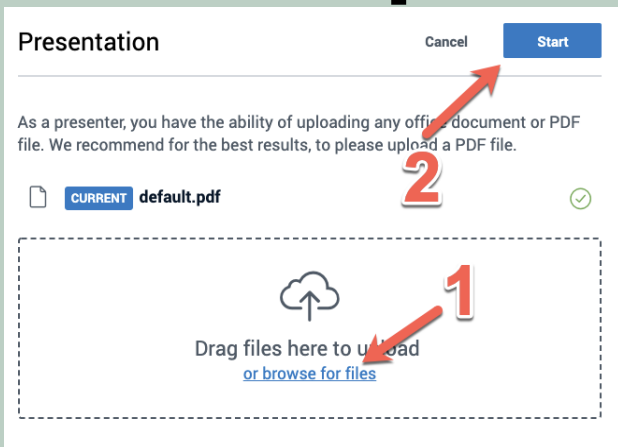
While in a meeting, click on the blue circle in the bottom, left of your screen.

## Step 2



Choose "Upload a presentation".

## Step 3



1. Upload your file 2. Click "Start"  
Then wait, it takes a few seconds.

## Step 4



Run your presentation.