


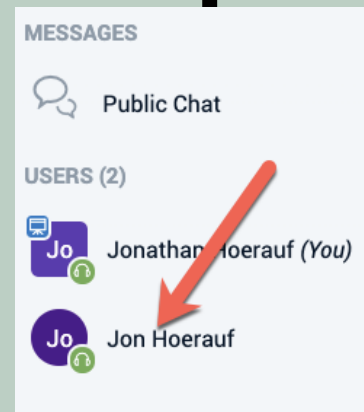
Virtual Classroom in D2L: Make a Student the Presenter

Step 1



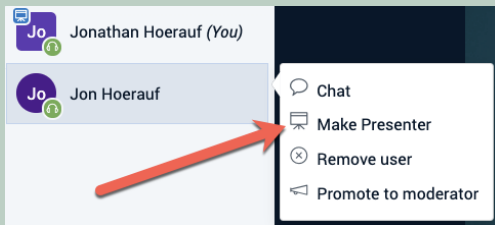
Click on the person icon in the top left of your screen.

Step 2



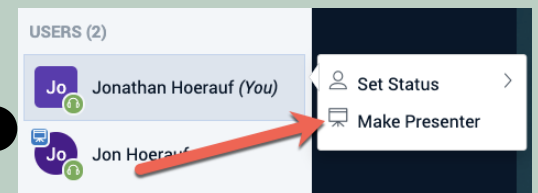
Find the student in the list of users

Step 3



Click on the name of the student and then choose "Make Presenter"

Step 4



When they're done, click on your name and then "Make Presenter"