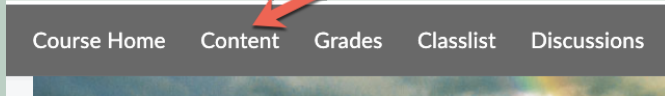


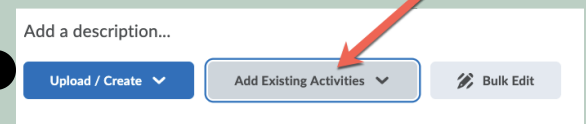
Virtual Classroom: Add a Meeting to Content in D2L

Step 1



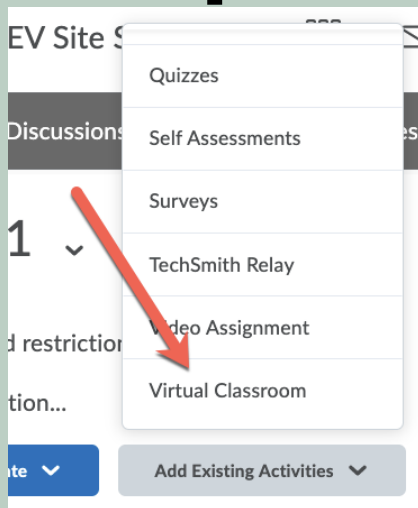
Click on "Content" in the gray bar within your D2L course shell.

Step 2



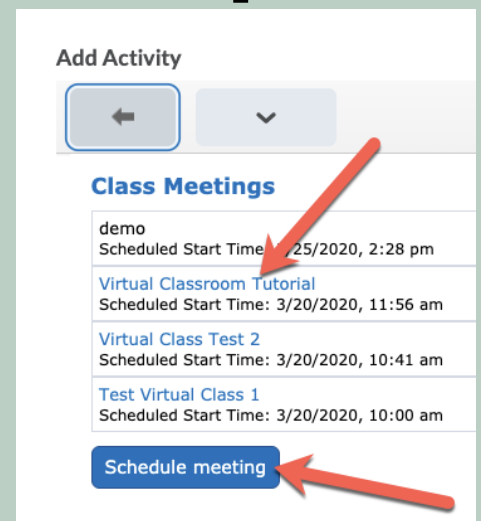
Choose "Add existing activities".

Step 3



Scroll to the bottom and choose "Virtual Classroom"

Step 4



Schedule a meeting or click on a blue link to add the meeting to Content for your students